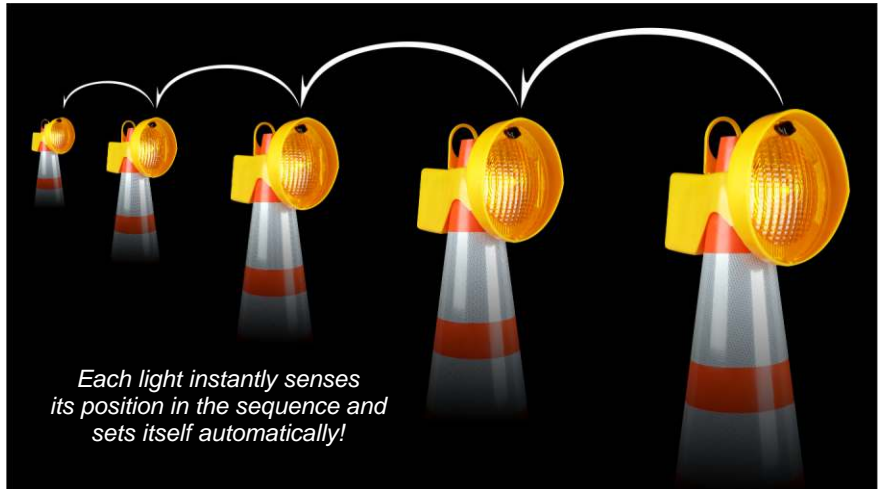




SynchroGUIDE #WSCD-CONE

Accident Taper Safety Cone Lights

FACT SHEET



Wireless Sequentially Flashing Cone Light



Features:

- Sequential devices now referenced in the 2009 MUTCD - Sect. 6F.63.
- Devices are lit continuously with a momentary increase in intensity to give motorist positive guidance through the work zone.
- Separates motorists from work areas and drop-offs.
- Sequential channelizing devices provide for smooth and gradual traffic movement from one lane to another.
- Steady-burns in low intensity mode and pulses momentarily to higher intensity keeping motorists in their proper path and protecting workers.
- Unique cone-mount design features an integrated battery compartment.
- Pressure switch turns the light on automatically when placed on cone.
- Carrying handle comes standard.
- Standard package: 5 devices per carton.
- Weight per carton: 9 lbs.
- Operates on one 6 volt battery (not included).

#WSCD-CONE-AMB
(Amber Lens)

#WSCD-CONE-BLUE
(Blue Lens)

#WSCD-CONE-RED
(Red Lens)



DICKE SAFETY PRODUCTS

Illinois - 1201 Warren Avenue • Downers Grove, IL 60515 • Ph: 630.969.0050 • Fax: 630.969.3973
Oregon - 1845 Anunsen Street N.E. • Salem, OR 97301 • Ph: 800.333.5641 • Fax: 503.364.0340